



SORTA/Metro
Infrastructure, Bike & ROW
January 21, 2025
10:00 am-10:30 am Eastern Time

INFRASTRUCTURE, BIKE AND ROW COMMITTEE
TUESDAY, JANUARY 21ST, 2025 – 10:00 A.M.
SORTA/METRO AT HUNTINGTON CENTER
6th FLOOR SORTA BOARD ROOM
525 VINE STREET
CINCINNATI, OHIO 45202

General Items:

Call to order

Pledge of Allegiance

- 1 Approval of Infrastructure, Bike and ROW Committee Minutes: August 20th, 2024

Briefing Item:

- 2 MTIF Annual Report Update (Khaled Shammout)

Action Items:

- 3 Recommended Changes to MTIF Guidelines (Khaled Shammout)

Other Items:

New Business

Adjournment

The next regular meeting of the Infrastructure, Bike and ROW Committee has not been scheduled.

INFRASTRUCTURE, BIKE AND ROW COMMITTEE
TUESDAY, AUGUST 20TH, 2024 – 10:00 A.M
SORTA/METRO AT HUNTINGTON CENTER
SORTA BOARD ROOM- 6th FLOOR
525 VINE STREET, CINCINNATI OHIO 45202

COMMITTEE/BOARD MEMBERS ASSIGNED: Sara Sheets (*Chair*), Trent Emenecker, Blake Ethridge and KZ Smith

COMMITTEE/BOARD MEMBERS PRESENT: Tony Brice, Chelsea Clark, Dan Driehaus, Trent Emenecker, Blake Ethridge, Pete Metz, Briana Moss, and Sara Sheets

COMMITTEE MEMBERS ABSENT: Jay Bedi, Neil Kelly, Gwen Robinson, KZ Smith and Sonja Taylor

STAFF MEMBERS PRESENT: Andy Aiello, Steve Anderson, Julie Beard, John Edmondson, Scott Enns, Tim Etienne, Patrick Giblin, Adriene Hairston, Darryl Haley, Mary Huller, Brandy Jones, Natalie Krusling, Sharyn Lacombe, Troy Miller, Jeff Mundstock, John Ravasio, Jason Roe, Kevin Ruth, August Schweitzer, Khaled Shammout, Bill Spraul and Tim Walker

OTHERS PRESENT: Kim Schaefer (Legal Counsel-Vorys) and Matthew Hulme (City of Cincinnati)

1. Call to order

Ms. Sheets called the meeting to order.

2. Pledge of Allegiance

The Pledge of Allegiance was recited.

3. Approval of February 20th 2024 Meeting Minutes

Ms. Sheets made a motion and Mr. Metz seconded the motion to approve the Infrastructure, Bike, & ROW Committee Meeting minutes from February 20th, 2024. By voice vote the meeting minutes were approved by the Committee.

4. Right of Way Disposition Update

Mr. Shammout presented the Rail Right of Way Disposition. He explained the history, the rail row update and the next steps.

The Committee accepted the report as presented.

5. Proposed Motion: Approval of Award 2024 Transit Infrastructure Fund Projects

Mr. Shammout presented the Approval of Award for 2024 Transit Infrastructure Fund Projects and is seeking approval of 9 projects in 7 different jurisdictions.

The Committee agreed to recommend this motion to the full Board for approval.

6. Adjournment

The meeting was adjourned at 11:17 A.M.

The next meeting of the Infrastructure, Bike & Row Committee has not been scheduled.



Transit Infrastructure Fund Annual Report – Round 4 (2024)

Round 4 (2024) Update

The Metro Transit Infrastructure Fund program remains successful based on the continued participation of many jurisdictions. A call for Round 4 projects was published on March 1, 2024, and by the May 31st deadline, 39 applications were submitted. These applications were submitted by the following 25 jurisdictions (some submitting more than one application):

Municipality	Count of Applications	Municipality	Count of Applications
City of Cheviot	1	Springfield Township	3
City of Cincinnati	5	Sycamore Township	2
City of Forest Park	1	Symmes Township	1
City of Harrison	1	Village of Addyston	1
City of Madeira	1	Village of Glendale	2
City of Mt. Healthy	1	Village of Greenhills	1
City of Norwood	2	Village of Lincoln Heights	1
City of Reading	1	Village of Lockland	1
City of Sharonville	1	Village of Mariemont	3
City of Springdale	1	Village of Silverton	2
City of Wyoming	1	Village of St. Bernard	1
Colerain Township	1	Village of Woodlawn	1
Hamilton County	3	Grand Total	39



The applications were evaluated and scored by staff and consultants. Staff's recommendations were taken to the TIF Board Committee, and subsequently to the full Board, in August 2024. The below table summarizes the projects scores, and funding approved:

Municipality	Project Name	Total Cost	Funding Request	Funding Available	Weighted Score
City of Cincinnati	Victory Parkway Safety Improvements	\$12,000,000.00	\$6,000,000.00	\$6,000,000.00	6.47
City of Norwood	Montgomery Road North Improvements	\$1,473,000.00	\$736,500.00	\$736,500.00	6.35
City of Cincinnati	Central Parkway Bikeway Ph. 3	\$4,200,000.00	\$2,500,000.00	\$2,500,000.00	6.26
City of Cheviot	Bridgetown Road & Nolan Avenue Improvements	\$570,304.00	\$285,152.00	\$285,152.00	6.18
City of Cincinnati	Ridge Avenue Rehabilitation	\$5,900,000.00	\$4,500,000.00	\$1,500,000.00	5.94
City of Springdale	E. Kemper Road Improvements, Phase I	\$2,481,940.00	\$2,232,000.00	\$2,232,000.00	5.9
Symmes Township	Montgomery Road Sidewalk	\$1,095,367.00	\$766,756.00	\$766,756.00	5.68
City of Sharonville	Cornell Road Improvements	\$1,304,333.00	\$913,033.00	\$913,033.00	5.65
Sycamore Township	Sycamore Township North Connectivity Project	\$6,827,193.00	\$5,461,754.00	\$4,479,447.00	5.39
Totals		\$35,852,137.00	\$23,395,195.00	\$19,412,888.00	

After all projects were scored, the City of Cincinnati was informed they are only eligible for \$1,500,000 for their Ridge Avenue Rehabilitation project per the Eligibility Guidelines.

"No single applicant may be awarded more than 50% of a program year's total funding."

Total funds awarded for Year 4 are \$19,412,888 in addition to the committed \$14.5 million for Western Hills Viaduct. The final step of approving awards was completed in August 2024 when the Integrating Committee gave their approval of the recommended projects and their contracts.

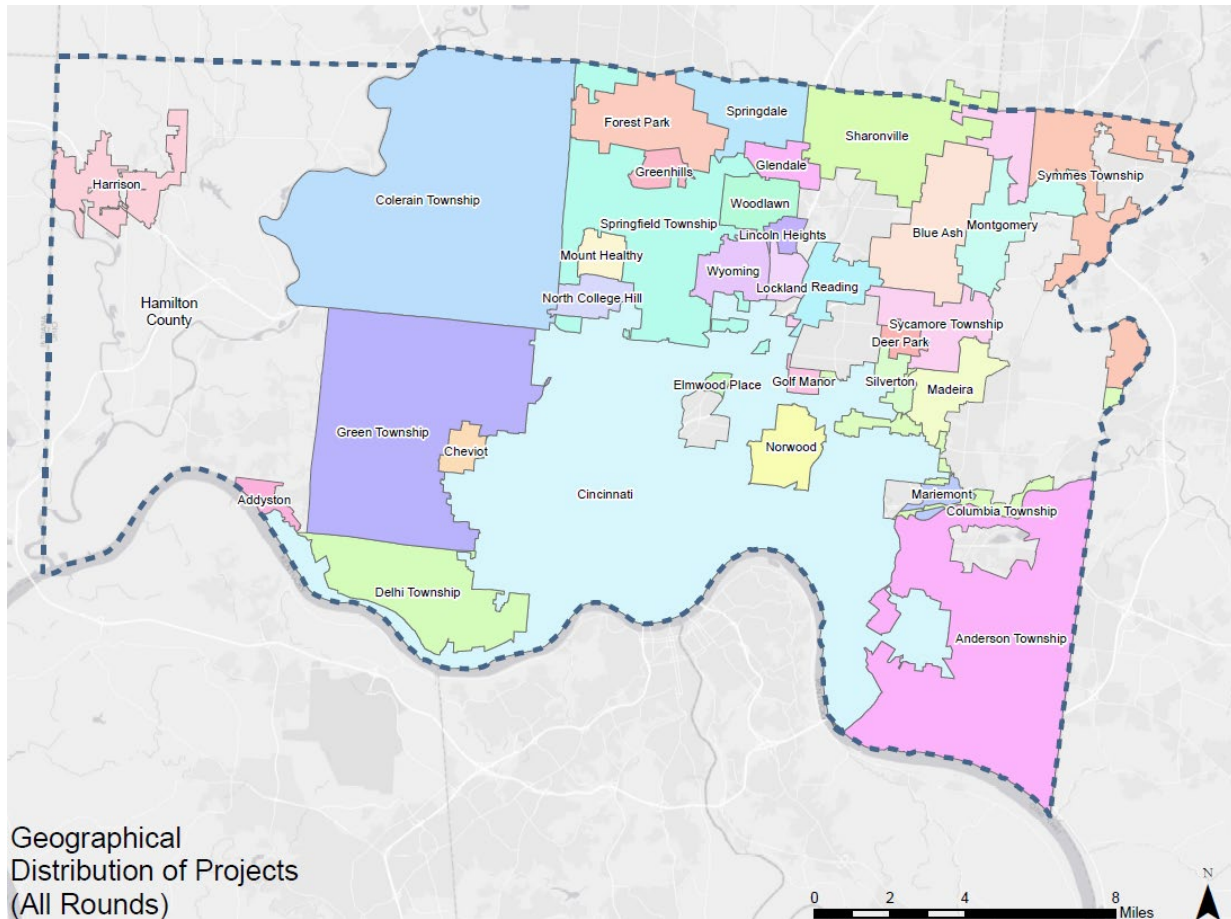


Rounds 1 - 4 Disbursement of Grants

Municipality	Projects Submitted /Awarded	Projects Awarded	Award per Program Year	Average Project Cost	Average Project Request	Average Project Award
Sycamore Township	6/5	\$9,815,356	\$2,453,839	\$2,636,367	\$2,021,040	\$1,963,071
Cincinnati	35/23	\$40,811,966	\$10,202,992	\$3,352,282	\$1,833,644	\$1,774,433
Madeira	5/4	\$6,800,348	\$1,700,087	\$2,824,135	\$1,886,771	\$1,700,087
Springdale	3/3	\$4,489,486	\$1,122,372	\$4,015,286	\$1,496,495	\$1,496,495
Springfield Township	5/2	\$2,684,617	\$671,154	\$1,870,762	\$1,222,723	\$1,342,309
Hamilton County	10/6	\$7,783,529	\$1,945,882	\$2,371,037	\$2,027,733	\$1,297,255
Norwood	4/3	\$3,820,225	\$955,056	\$2,160,613	\$1,130,406	\$1,273,408
Lincoln Heights	6/4	\$4,102,313	\$1,025,578	\$1,648,202	\$1,198,451	\$1,025,578
Deer Park	3/3	\$2,932,000	\$733,000	\$1,138,333	\$977,333	\$977,333
Woodlawn	3/2	\$1,691,740	\$422,935	\$871,425	\$688,813	\$845,870
North College Hill	2/2	\$1,677,045	\$419,261	\$1,177,045	\$829,815	\$838,523
Wyoming	4/2	\$1,625,360	\$406,340	\$1,089,575	\$672,703	\$812,680
Green Township	2/2	\$1,398,879	\$349,720	\$1,686,379	\$699,440	\$699,440
Mt. Healthy	4/3	\$2,007,200	\$501,800	\$848,250	\$678,600	\$669,067
Forest Park	4/3	\$1,951,883	\$487,971	\$924,291	\$644,572	\$650,628
Symmes Township	2/2	\$1,212,526	\$303,132	\$993,454	\$606,263	\$606,263
Blue Ash	2/1	\$602,660	\$150,665	\$848,460	\$440,140	\$602,660
Sharonville	4/4	\$2,402,633	\$600,658	\$2,525,177	\$600,658	\$600,658
Colerain Township	4/3	\$1,699,811	\$424,953	\$1,112,590	\$554,615	\$566,604
Elmwood Place	1/1	\$504,000	\$126,000	\$720,000	\$504,000	\$504,000
Greenhills	3/2	\$926,360	\$231,590	\$632,000	\$494,467	\$463,180
Silverton	4/2	\$913,000	\$228,250	\$631,000	\$525,025	\$456,500
Golf Manor	3/3	\$1,138,975	\$284,744	\$657,983	\$379,658	\$379,658
Lockland	2/1	\$304,000	\$76,000	\$902,000	\$357,600	\$304,000
Glendale	3/1	\$297,000	\$74,250	\$426,667	\$369,000	\$297,000
Cheviot	2/2	\$512,797	\$128,199	\$512,797	\$256,399	\$256,399
Anderson Township	3/3	\$684,295	\$171,074	\$264,374	\$228,098	\$228,098
Addyston	2/1	\$227,295	\$56,824	\$741,856	\$478,209	\$227,295
Harrison	2/2	\$222,500	\$55,625	\$5,272,500	\$2,232,250	\$222,500
Delhi Township	3/3	\$581,064	\$145,266	\$242,110	\$193,688	\$193,688
Mariemont	6/3	\$572,000	\$143,000	\$331,192	\$292,906	\$190,667
Montgomery	1/1	\$184,730	\$46,183	\$263,900	\$184,730	\$184,730
Reading	4/3	\$466,850	\$116,713	\$249,750	\$165,563	\$155,617
Columbia Township	1/1	\$125,497	\$31,374	\$156,871	\$125,497	\$125,497



Rounds 1-4 Distribution Map



All Rounds

- Awarded 104 grants
- 34 Different municipalities
 - 24 Municipalities



Round 1, 2 & 3 (2021, 2022, 2023)

Staff continues to monitor the progress of the projects from the previous year and follow up on inquiries. The following tables summarize the progress of Year 1 - 3 projects:

Round	Year	Total # of Projects	100% Complete	>50% Complete	<50% Complete	Overall Completion %
1	2021	30	23	3	4	87%
2	2022	36	10	8	18	50%
3	2023	29	3	2	24	18%
	Total	96	26	18	52	52%

Project Pictures:

The following are pictures of TIF funded projects that had been completed.

Cheviot – Applegate Ave





Cincinnati - Paxton Road






Delhi Township – Need Road





Colerain Township – Bus Pull off Bays





Columbia Township – Walton Creek Road






Elmwood Place – Township & Vine






Forest Park – Winton Rd & West Kemper Corridor





Golf Manor – Wiehe Drive





Hamilton Co – Mt. Alverno Road





Hamilton Co – Simpson Ave





Harrison – Harrison Ave





Linciln Heights – Douglas Ave





Lockland – Shepherd & Smalley





Mt. Healthy – Harrison Ave





North College Hill – Hamilton Ave





Reading – West Columbia Ave





Sharonville – Hauck Road






Wyoming – Compton Road





MTIF Project Signs

Existing project signs lack consistency and do not reflect our current brand standards following the 2023 agency brand refresh.

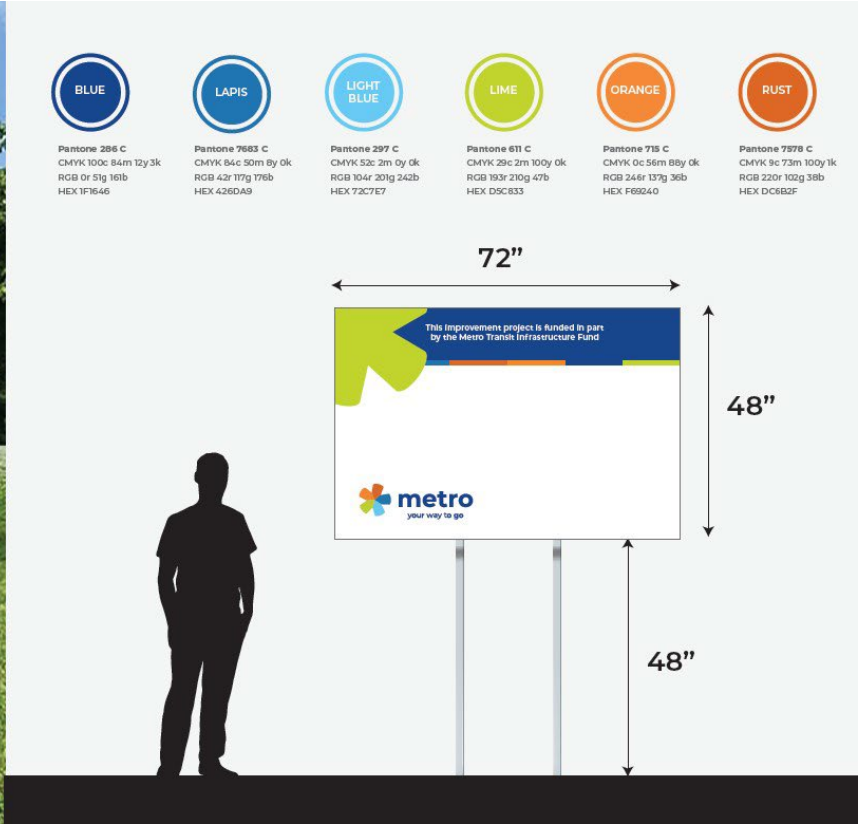




MTIF Project Sign Template

By standardizing the sign design template, we can ensure that project signs have a consistent aesthetic and meet our brand standards. Signs will be recognizable within the communities and the associated construction projects will be synonymous with Cincinnati Metro.







Board Discussion – Program Review and Considerations

MTIF Program Funding. It is likely that the program will experience funding challenges like the 2024 program year until the completion of the Western Hills Viaduct. Assume \$30 million funding per year, \$14.5 million assigned to Western Hills Viaduct, leaves **\$15 million per year for projects**. This equation is critically related to the direction of the program and considered by the staff when developing recommendations to improve the program.

Additionally, staff reviewed the original issue 7 ballot language below for consideration of proposed improvements.

The Southwest Ohio Regional Transit Authority (SORTA) proposes to levy a sales and use tax in the amount of eight–tenths of one percent for a period of twenty-five years. Twenty-five percent of the proceeds of the levy shall be used for public infrastructure projects, like building or maintaining roads or bridges; and seventy-five percent of the proceeds shall provide general revenues for operating the Metro transportation system. None of the levy money shall be used for the Cincinnati Streetcar. If this tax is approved, the City of Cincinnati earnings tax will be reduced by three-tenths of one percent according to the City’s Charter.

Potential Long-Term Program Improvements. The staff recommends changing the structure of the program, to include following concepts.

- **Ability to Proceed, per the guidelines, “Will construction be underway within one (1) year from date of funding award unless otherwise approved?”:** In many cases applicants’ projects are contingent upon receiving MTIF funds. 1 year from award does not allow for enough time to complete the preconstruction activities.
 - *Staff recommends revising the Ability to Proceed requirement from 1 year to 18 months.*
- **Economic Growth Criteria, per the application guidelines, “Provide a statement detailing how the project will enhance economic growth. It is highly recommended to include how it will help transit service to provide access to employment, residential or commercial developments.”:** The applications are shallow in documentation that demonstrates the viability of the project and its impact on economic growth. We do not have a scoring criterion for community impact. Projects may not be able to directly demonstrate economic growth but may be aligned with a community project in which an applicant can provide supporting plans and justification. This would allow for the consideration of improvements to infrastructure projects that have adjacent parks, recreation centers, wellness centers, and other community complexes. Improving the infrastructure to include accessibility and safety that aligns with community plans indirectly supports economic growth.
 - *Staff recommends revising the criteria to include considerations of community impact.*



- **Online digital tool for receiving program applications and grant administration**
 - During our October 10th program feedback meeting with municipalities this was a consensus request from those in attendance.
 - *Staff recommends investing in an online software tool to facilitate the MTIF program.*
- **Divide project awards into a large and small project category**
 - *Staff recommends revising the program to include large and small funding categories.*
 - Split the total available funds into two funding categories. Recommended split, 67% large project pool and 33% small project pool. Projects will be divided into funding pools based on their grant request amount. Grant request amounts greater than \$1M will be scored amongst the large project pool and grant request amounts less than \$1M will be scored in the small project pool. See *example on the next page.*

17 Projects Funded
14 Jurisdictions Receive Funds

Pool

67%

33%

Large \$ 12,933,333.20
Small \$ 6,466,666.66
Available Funds \$ 19,399,999.86

Funding Category

Large*	Project Name	Total Funding	Amount Requested	Weighted Score				
Cincinnati	Victory Parkway Safety Improvements	\$ 12,000,000	\$ 6,000,000	6.47	2024	>=\$1M		\$ 6,000,000
Cincinnati	Central Parkway Bikeway Ph. 3	\$ 4,200,000	\$ 2,500,000	6.26	2024	>=\$1M		\$ 8,500,000
Cincinnati	Ridge Avenue Rehabilitation	\$ 5,900,000	\$ 1,500,000	5.94	2024	>=\$1M		\$ 10,000,000
Springdale	E. Kemper Road Improvements, Phase I	\$ 2,481,940	\$ 2,232,000	5.9	2024	>=\$1M		\$ 12,232,000
Sycamore	Sycamore North Connectivity Project	\$ 6,827,193.00	\$ 701,333.00	5.39	2024	<\$1M		\$ 12,933,333.00
	* Sycamore Requested \$4.4							
\$ 12,933,333								

Funding Category

Small*	Project Name	Total Funding	Amount Requested	Weighted Score				
Norwood	Montgomery Road North Improvements	\$ 1,473,000	\$ 736,500	6.35	2024	<\$1M		\$ 736,500
Cheviot	Bridgetown Road & Nolan Avenue Improvements	\$ 570,304	\$ 285,152	6.18	2024	<\$1M		\$ 1,021,652
Symmes	Montgomery Road Sidewalk	\$ 1,095,367	\$ 766,756	5.68	2024	<\$1M		\$ 1,788,408
Sharonville	Cornell Road Improvements	\$ 1,304,333	\$ 913,033	5.65	2024	<\$1M		\$ 2,701,441
Woodlawn	Wayne Avenue Sidewalk	\$ 499,599	\$ 374,699	5.28	2024	<\$1M		\$ 3,076,140
Addyston	Church Street Extension & Dining Lane Improvements	\$ 1,029,122	\$ 729,122	4.95	2024	<\$1M		\$ 3,805,262
Colerain	HAM CR 96 5.25 Springdale Road Sidewalk	\$ 1,027,795	\$ 513,897	4.78	2024	<\$1M		\$ 4,319,159
Mariemont	Miami and Remold intersection Improvements	\$ 727,150	\$ 654,435	4.36	2024	<\$1M		\$ 4,973,594
Norwood	Wayland Avenue Reconstruction	\$ 1,002,000	\$ 701,400	4.31	2024	<\$1M		\$ 5,674,994
Reading	Elizabeth, Anna, & Roth Rehabilitation	\$ 324,000	\$ 194,400	4.31	2024	<\$1M		\$ 5,869,394
Lockland	Cooper, Westview, Bacon Improvements	\$ 514,000	\$ 411,200	4.21	2024	<\$1M		\$ 6,280,594
Lincoln Heights	Van Buren Street Improvements	\$ 650,000	\$ 186,072	4.15	2024	<\$1M		\$ 6,466,666
	* Lincoln Heights Requested \$585,000							
\$ 6,466,666								

Large* Request over \$1M
Small* Request under \$1M

Additional Projects Funded

Funding reduced/Dropped

Score Range Receiving Funds

6.47 - 4.15

GAP - 7 "Small" projects are awarded funds over
higher scoring "Large" projects



INFRASTRUCTURE, BIKE, AND ROW

Committee Meeting: Jan 21, 2025

Transit Infrastructure Fund Update

Round 4 Applications

Municipality	Count of Applications	Municipality	Count of Applications
City of Cheviot	1	Springfield Township	3
City of Cincinnati	5	Sycamore Township	2
City of Forest Park	1	Symmes Township	1
City of Harrison	1	Village of Addyston	1
City of Madeira	1	Village of Glendale	2
City of Mt. Healthy	1	Village of Greenhills	1
City of Norwood	2	Village of Lincoln Heights	1
City of Reading	1	Village of Lockland	1
City of Sharonville	1	Village of Mariemont	3
City of Springdale	1	Village of Silverton	2
City of Wyoming	1	Village of St. Bernard	1
Colerain Township	1	Village of Woodlawn	1
Hamilton County	3	Grand Total	39



- Applications submitted by 25 different municipalities
- 8 municipalities submitted 2 or more proposals

Recommended Awards Round 4



Municipality	Project Name	Project Type	Total Cost	Funding Requested	Weighted Score
City of Cincinnati	Victory Parkway Safety Improvements	Bridge/Tunnels	\$12,000,000.00	\$6,000,000.00	6.47
City of Norwood	Montgomery Road North Improvements	Road	\$1,473,000.00	\$736,500.00	6.35
City of Cincinnati	Central Parkway Bikeway Ph. 3	Road	\$4,200,000.00	\$2,500,000.00	6.26
City of Cheviot	Bridgetown Road & Nolan Avenue Improvements	Road	\$570,304.00	\$285,152.00	6.18
City of Cincinnati	Ridge Avenue Rehabilitation	Road	\$5,900,000.00	\$1,500,000.00	5.94
City of Springdale	E. Kemper Road Improvements, Phase I	Road	\$2,481,940.00	\$2,232,000.00	5.90
Symmes Township	Montgomery Road Sidewalk	Sidewalks	\$1,095,367.00	\$766,756.00	5.68
City of Sharonville	Cornell Road Improvements	Road	\$1,304,333.00	\$913,033.00	5.65
Sycamore Township	Sycamore Township North Connectivity Project	Sidewalks	\$6,827,193.00	\$5,461,754.00	5.39
Village of Woodlawn	Wayne Avenue Sidewalk	Sidewalks	\$499,599.00	\$374,699.00	5.28
City of Cincinnati	2nd & 3rd Street Crosswalks	Road	\$3,000,000.00	\$2,700,000.00	5.26
Village of Addyston	Church Street Extension & Dining Lane Improvements	Road	\$1,029,122.00	\$729,122.00	4.95
Hamilton County	North Bend, West Seymour & Caldwell	Road	\$4,235,000.00	\$3,811,500.00	4.80
Colerain Township	HAM CR 96 5.25 Springdale Road Sidewalk	Sidewalks	\$1,027,795.00	\$513,897.00	4.78
City of Cincinnati	Streetcar Trench Drain Improvements	Road	\$624,800.00	\$562,320.00	4.77
Hamilton County	Delhi Pike & Bender Road	Road	\$4,103,000.00	\$3,692,700.00	4.77
City of Harrison	Dry Fork Corridor Improvements	Bridge/Tunnels	\$10,100,000.00	\$4,242,000.00	4.68
Village of St. Bernard	Tower & Washington Ave Improvements	Road	\$1,757,000.00	\$1,405,600.00	4.51
Hamilton County	Salem Road	Road	\$1,793,000.00	\$1,613,700.00	4.45
Village of Mariemont	Miami and Remold Intersection Improvements	Road	\$727,150.00	\$654,435.00	4.36
City of Norwood	Wayland Avenue Reconstruction	Road	\$1,002,000.00	\$701,400.00	4.31
City of Reading	Elizabeth, Anna, & Roth Rehabilitation	Road	\$324,000.00	\$194,400.00	4.31
Village of Lockland	Cooper, Westview, Bacon Improvements	Road	\$514,000.00	\$411,200.00	4.21
Village of Lincoln Heights	Van Buren Street Improvements	Road	\$650,000.00	\$585,000.00	4.15
Springfield Township	Kirkland, Burgundy & Colette Improvements	Road	\$1,300,000.00	\$1,170,000.00	4.15
City of Mt. Healthy	Sewerd Ave Rehabilitation	Road	\$884,000.00	\$707,200.00	4.08
Springfield Township	Springdew Drive and Butterfly Court Improvements	Road	\$900,000.00	\$810,000.00	4.05
Sycamore Township	Marievew Court and Frane Lane Project	Road	\$1,860,336.00	\$930,168.00	4.05
City of Madeira	Dawson Road Promenade	Sidewalks	\$1,394,000.00	\$546,237.00	3.95
Village of Silverton	Superior Avenue Reconstruction	Road	\$617,000.00	\$555,300.00	3.88
Springfield Township	Seven Hills Improvements	Road	\$1,610,000.00	\$1,449,000.00	3.87
City of Forest Park	Bus Route Sidewalk Improvements	Sidewalks	\$754,600.00	\$565,950.00	3.81
Village of Glendale	Congress at Coral/Washington Intersection Improvements	Road	\$450,000.00	\$360,000.00	3.79
Village of Greenhills	Damon, Cromwell, & Springdale Roads	Road	\$695,000.00	\$556,000.00	3.66
Village of Silverton	Siebern Avenue Improvements	Road	\$702,000.00	\$631,800.00	3.56
Village of Glendale	Congress Avenue at Sharon Road Intersection Improvements	Road	\$500,000.00	\$450,000.00	3.53
City of Wyoming	Wyoming Avenue Improvements	Road	\$543,000.00	\$271,500.00	3.46
Village of Mariemont	West Street Rehabilitation	Road	\$260,000.00	\$234,000.00	3.16
Village of Mariemont	Pleasant Street Rehabilitation	Road	\$330,000.00	\$297,000.00	3.01
		Total	\$80,038,539.00	\$52,121,323.00	

October 10th Roundtable

36 Jurisdictions were invited to discuss the program and provide municipality feedback.

Items addressed included:

- Purpose of Transit Infrastructure Funding
- Key Aspects of Program
- Program Report
- Project Progress
- Metro Questions
- Municipality Feedback



Consultant Review

- Roundtable Feedback Consideration
- General Program Review
- Potential Improvements
- Analysis Program Progress

Year	Total Applications	Total Awards	Application to Award %	Total Awarded (with WHV)	Total Awarded (without WHV)
2021	30	30	100%	\$36,964,725	\$22,464,725
2022	40	36	90%	\$53,329,018	\$38,829,018
2023	37	29	78%	\$42,361,563	\$27,861,563
2024	39	9	23%	\$32,514,634	\$18,014,634
Total	144	104	73%	\$165,169,939	\$107,169,939

Disbursement of Grants

MTIF Program has funded 70% of the program applications

Year	Average Project Cost	Average Project Request	Average Project Award
2021	\$1,539,586	\$821,998	\$802,312
2022	\$1,891,928	\$1,121,807	\$1,078,584
2023	\$2,318,375	\$1,252,884	\$960,744
2024	\$2,052,270	\$1,415,976	\$2,251,829

- Avg Project Request has increased 72.3% from R1 to R4
- Avg Project Award has increased 180.6%

Municipality	Projects Submitted/ Awarded	Projects Awarded	Award per Program Year	Average Project Cost	Average Project Request	Average Project Award
Sycamore Township	6/5	\$9,815,356	\$2,453,839	\$2,636,367	\$2,021,040	\$1,963,071
Cincinnati	35/23	\$40,811,966	\$10,202,992	\$3,352,282	\$1,833,644	\$1,774,433
Madeira	5/4	\$6,800,348	\$1,700,087	\$2,824,135	\$1,886,771	\$1,700,087
Springdale	3/3	\$4,489,486	\$1,122,372	\$4,015,286	\$1,496,495	\$1,496,495
Springfield Township	5/2	\$2,684,617	\$671,154	\$1,870,762	\$1,222,723	\$1,342,309
Hamilton County	10/6	\$7,783,529	\$1,945,882	\$2,371,037	\$2,027,733	\$1,297,255
Norwood	4/3	\$3,820,225	\$955,056	\$2,160,613	\$1,130,406	\$1,273,408
Lincoln Heights	6/4	\$4,102,313	\$1,025,578	\$1,648,202	\$1,198,451	\$1,025,578
Deer Park	3/3	\$2,932,000	\$733,000	\$1,138,333	\$977,333	\$977,333
Woodlawn	3/2	\$1,691,740	\$422,935	\$871,425	\$688,813	\$845,870
North College Hill	2/2	\$1,677,045	\$419,261	\$1,177,045	\$829,815	\$838,523
Wyoming	4/2	\$1,625,360	\$406,340	\$1,089,575	\$672,703	\$812,680
Green Township	2/2	\$1,398,879	\$349,720	\$1,686,379	\$699,440	\$699,440
Mt. Healthy	4/3	\$2,007,200	\$501,800	\$848,250	\$678,600	\$669,067
Forest Park	4/3	\$1,951,883	\$487,971	\$924,291	\$644,572	\$650,628
Symmes Township	2/2	\$1,212,526	\$303,132	\$993,454	\$606,263	\$606,263
Blue Ash	2/1	\$602,660	\$150,665	\$848,460	\$440,140	\$602,660
Sharonville	4/4	\$2,402,633	\$600,658	\$2,525,177	\$600,658	\$600,658
Colerain Township	4/3	\$1,699,811	\$424,953	\$1,112,590	\$554,615	\$566,604
Elmwood Place	1/1	\$504,000	\$126,000	\$720,000	\$504,000	\$504,000
Greenhills	3/2	\$926,360	\$231,590	\$632,000	\$494,467	\$463,180
Silverton	4/2	\$913,000	\$228,250	\$631,000	\$525,025	\$456,500
Golf Manor	3/3	\$1,138,975	\$284,744	\$657,983	\$379,658	\$379,658
Lockland	2/1	\$304,000	\$76,000	\$902,000	\$357,600	\$304,000
Glendale	3/1	\$297,000	\$74,250	\$426,667	\$369,000	\$297,000
Cheviot	2/2	\$512,797	\$128,199	\$512,797	\$256,399	\$256,399
Anderson Township	3/3	\$684,295	\$171,074	\$264,374	\$228,098	\$228,098
Addyston	2/1	\$227,295	\$56,824	\$741,856	\$478,209	\$227,295
Harrison	2/2	\$222,500	\$55,625	\$5,272,500	\$2,232,250	\$222,500
Delhi Township	3/3	\$581,064	\$145,266	\$242,110	\$193,688	\$193,688
Mariemont	6/3	\$572,000	\$143,000	\$331,192	\$292,906	\$190,667
Montgomery	1/1	\$184,730	\$46,183	\$263,900	\$184,730	\$184,730
Reading	4/3	\$466,850	\$116,713	\$249,750	\$165,563	\$155,617
Columbia Township	1/1	\$125,497	\$31,374	\$156,871	\$125,497	\$125,497
St. Bernard	1/0	\$0	\$0	\$1,757,000	\$1,405,600	\$0

Project Signs



Project Sign Template

The sign shall be in place through the duration of the project construction.



Construction Status



Round	Year	Total # of Projects	100% Complete	>50% Complete	<50% Complete	Overall Completion %
1	2021	30	23	3	4	87%
2	2022	36	10	8	18	50%
3	2023	29	3	2	24	18%
	Total	96	26	18	52	52%



Cincinnati Art Museum Drive



Anderson Ferry Road

Cheviot - Applegate Ave



Round 2
Project Award
\$227,645



Cincinnati - Paxton Ave



Round 1

Project Award \$900,000

Colerain Township – Bus Pull Off Bays



Round 1

Project Award \$400,000

Forest Park – Winton & Kemper



Round 1
Project Award
\$1,206,049



Hamilton Co – Simpson Ave



Round 1

Project Award \$292,644



Lincoln Heights - Douglas Ave



Round 2

Project Award \$798,400



Sharonville – Hauck Rd.



Round 1

Project Award \$268,000

Columbia Township – Walton Creek Rd.



Round 1

Project Award \$80,000

Elmwood Place - Township & Vine

Round 2
Project Award
\$504,000



Golf Manor - Wiehe Drive



Round 1

Project Award \$510,975

Harrison - Harrison Ave



Round 1

Project Award \$222,500

Lockland - Shepherd & Smalley



Round 2

Project Award \$304,000

Mt. Healthy - Harrison Ave



Round 2

Project Award \$552,000

North College Hill - Hamilton Ave



Round 1

Project Award \$552,045

Reading - West Columbia Ave



Round 2

Project Award \$530,000

Wyoming - Compton Road



Round 1

Project Award \$1,003,310

Delhi Township – Neeb Rd.



Round 1

Project Award \$356,893



Action Items

- Ability to Proceed - In many cases applicants' projects are contingent upon receiving MTIF funds.
 - *Staff recommends revising the Ability to Proceed requirement from 1 year to 18 months.*
- Online digital tool for receiving program applications and grant administration.
 - *Staff recommends investing in an online software tool to facilitate the MTIF program.*
- Economic Growth Criteria - "Provide a statement detailing how the project will enhance economic growth. It is highly recommended to include how it will help transit service to provide access to employment, residential or commercial developments."
 - *Staff recommends revising the criteria to include considerations of community impact*

... Continued

- Staff recommends dividing project awards into large and small category pools

Scenario 3 - MTIF Project Funds Split 67/33

17 Projects Funded

14 Jurisdictions Receive Funds

Pool

67%

33%

Large \$ 12,933,333.20

Small \$ 6,466,666.66

Available Funds \$ 19,399,999.86

Funding Category

Large*	Project Name	Total Funding	Amount Requested	Weighted Score				
Cincinnati	Victory Parkway Safety Improvements	\$ 12,000,000	\$ 6,000,000	6.47	2024	>=\$1M		\$ 6,000,000
Cincinnati	Central Parkway Bikeway Ph. 3	\$ 4,200,000	\$ 2,500,000	6.26	2024	>=\$1M		\$ 8,500,000
Cincinnati	Ridge Avenue Rehabilitation	\$ 5,900,000	\$ 1,500,000	5.94	2024	>=\$1M		\$ 10,000,000
Springdale	E. Kemper Road Improvements, Phase I	\$ 2,481,940	\$ 2,232,000	5.9	2024	>=\$1M		\$ 12,232,000
Sycamore	Sycamore North Connectivity Project	\$ 6,827,193.00	\$ 701,333.00	5.39	2024	<\$1M		\$ 12,933,333.00
	* Sycamore Requested \$4.4							
\$ 12,933,333								

Funding Category

Small*	Project Name	Total Funding	Amount Requested	Weighted Score				
Norwood	Montgomery Road North Improvements	\$ 1,473,000	\$ 736,500	6.35	2024	<\$1M		\$ 736,500
Cheviot	Bridgetown Road & Nolan Avenue Improvements	\$ 570,304	\$ 285,152	6.18	2024	<\$1M		\$ 1,021,652
Symmes	Montgomery Road Sidewalk	\$ 1,095,367	\$ 766,756	5.68	2024	<\$1M		\$ 1,788,408
Sharonville	Cornell Road Improvements	\$ 1,304,333	\$ 913,033	5.65	2024	<\$1M		\$ 2,701,441
Woodlawn	Wayne Avenue Sidewalk	\$ 499,599	\$ 374,699	5.28	2024	<\$1M		\$ 3,076,140
Addyston	Church Street Extension & Dining Lane Improvements	\$ 1,029,122	\$ 729,122	4.95	2024	<\$1M		\$ 3,805,262
Cotlerain	HAM CR 96 5.25 Springdale Road Sidewalk	\$ 1,027,795	\$ 513,897	4.78	2024	<\$1M		\$ 4,319,159
Marionmont	Miami and Remold Intersection Improvements	\$ 727,150	\$ 654,435	4.36	2024	<\$1M		\$ 4,973,594
Norwood	Wayland Avenue Reconstruction	\$ 1,002,000	\$ 701,400	4.31	2024	<\$1M		\$ 5,674,994
Reading	Elizabeth, Anna, & Roth Rehabilitation	\$ 324,000	\$ 194,400	4.31	2024	<\$1M		\$ 5,869,394
Lockland	Cooper, Westview, Bacon Improvements	\$ 514,000	\$ 411,200	4.21	2024	<\$1M		\$ 6,280,594
Lincoln Heights	Van Buren Street Improvements	\$ 650,000	\$ 186,072	4.15	2024	<\$1M		\$ 6,466,666
	* Lincoln Heights Requested \$585,000							
\$ 6,466,666								

Large* Request over \$1M

Small* Request under \$1M

Additional Projects Funded


Funding reduced/Dropped

Score Range Receiving Funds

6.47 - 4.15

GAP - 7 "Small" projects are awarded funds over higher scoring "Large" projects

- Small Pool – Application request less than \$1M
- Large Pool – Application request greater than \$1M



Thank You!